

Vendor Information

| | |
|---|---|
| Causasoft LLC |  |
| Dr. Simone Pestalozzi, +41 44 586 40 36, info@exhibitmanager.com | |
| Im Hoefli 5, 8832 Wollerau, Switzerland | |
| www.exhibitmanager.com | |
| <u>Company Description</u> | |
| <p>Causasoft was founded in 2012 by a team of leading international litigation and arbitration lawyers and IT specialists to develop and market ExhibitManager. ExhibitManager has been developed to fulfill the daily needs of litigators and arbitration practitioners when writing legal briefs. ExhibitManager is a user-friendly software that frees you and your team from the distractions associated with handling exhibits in large legal submissions to concentrate on your core competence: advocacy.</p> <p>In 2018 Causasoft (Services) Ltd opened a subsidiary in London.</p> | |

Software Information

ExhibitManager

ExhibitManager is the intelligent and user friendly software supporting teams of litigators and arbitration practitioners in legal proceedings during the complete workflow of a successful arbitration or litigation from collecting and reviewing documents, to writing legal submissions, as well as creating exhibit bundles and interactive eBriefs, that can be read and annotated on any computer including iPads.

Leading international litigators and arbitration practitioners on five continents are using ExhibitManager today. Experience shows that the time savings associated with handling exhibits typically are in the magnitude of several hours to even days. ExhibitManager provides an end-to-end solution delivered in record time for your core activity: writing submissions and preparing for hearings.

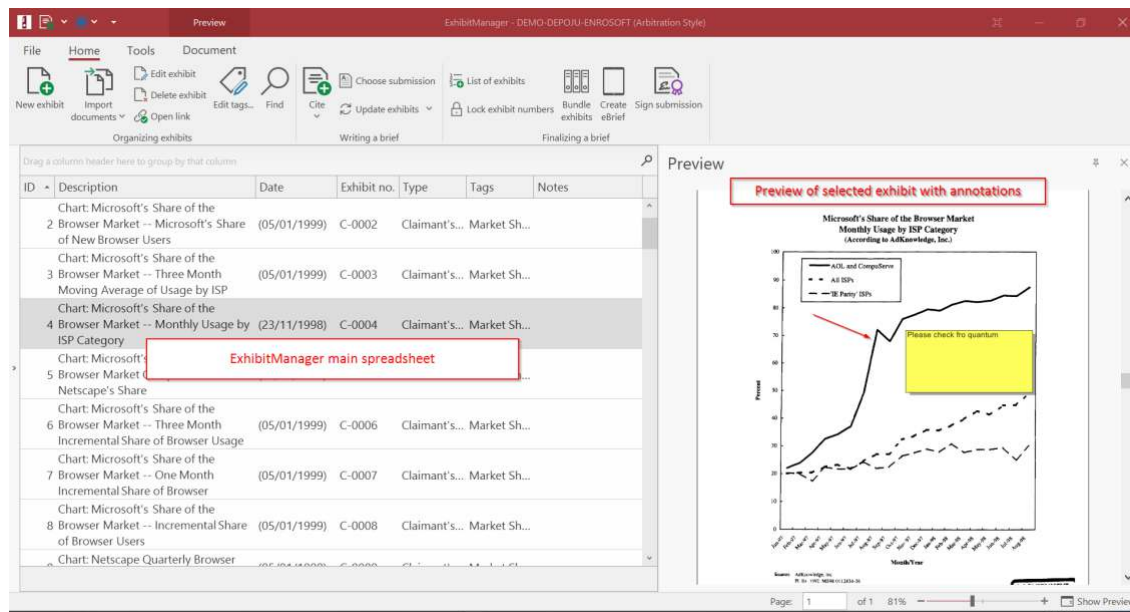
How do we compare to other litigation support software?

ExhibitManager is a highly sophisticated tool that supports you in three key tasks, necessary for successful litigation/arbitration: (1) Cite exhibits directly into your submission in uniform citation style from the evidence stored in the ExhibitManager database. (2) You quickly number, renumber, add lists of exhibits, stamp and bundle exhibits. You may fully adapt the numbering and formatting of exhibits to suit the requirements of your Code of Civil Procedure or Arbitration Rules. (3) You create interactive eBriefs in PDF format with a few mouse clicks. No need for an external service provider, changes can be done until the very end.

ExhibitManager promotes teamwork as all lawyers working on a legal brief are accessing the same documents. Teams may co-editing a brief in Microsoft Word and update the exhibit numbers in one or several documents. Team members benefit from ExhibitManager during case analysis, when writing and finalizing legal submissions:

1. Case analysis

You may organize exhibits in different ways, e.g. by tags/issue, by exhibit number, chronologically etc. OCR and full-text search exhibits to find relevant information in a user-friendly document previewer. You can annotate exhibits and share know-how within your team.

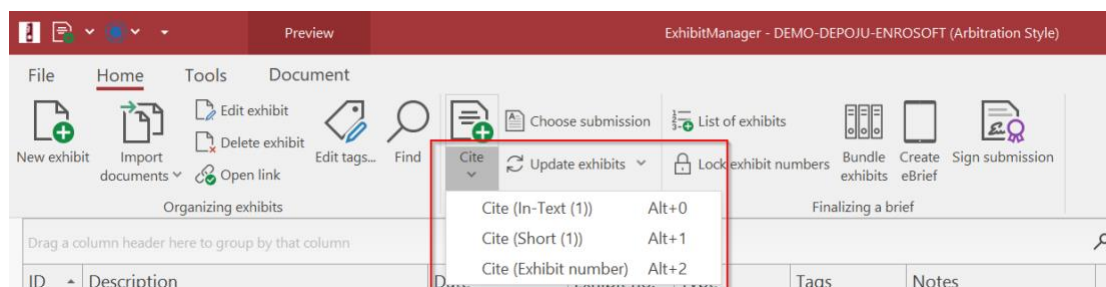


Description Screenshot 1: ExhibitManager main view; left: overview of organized exhibits by tag/issue, right: exhibit in preview with annotations.

2. Writing legal submissions

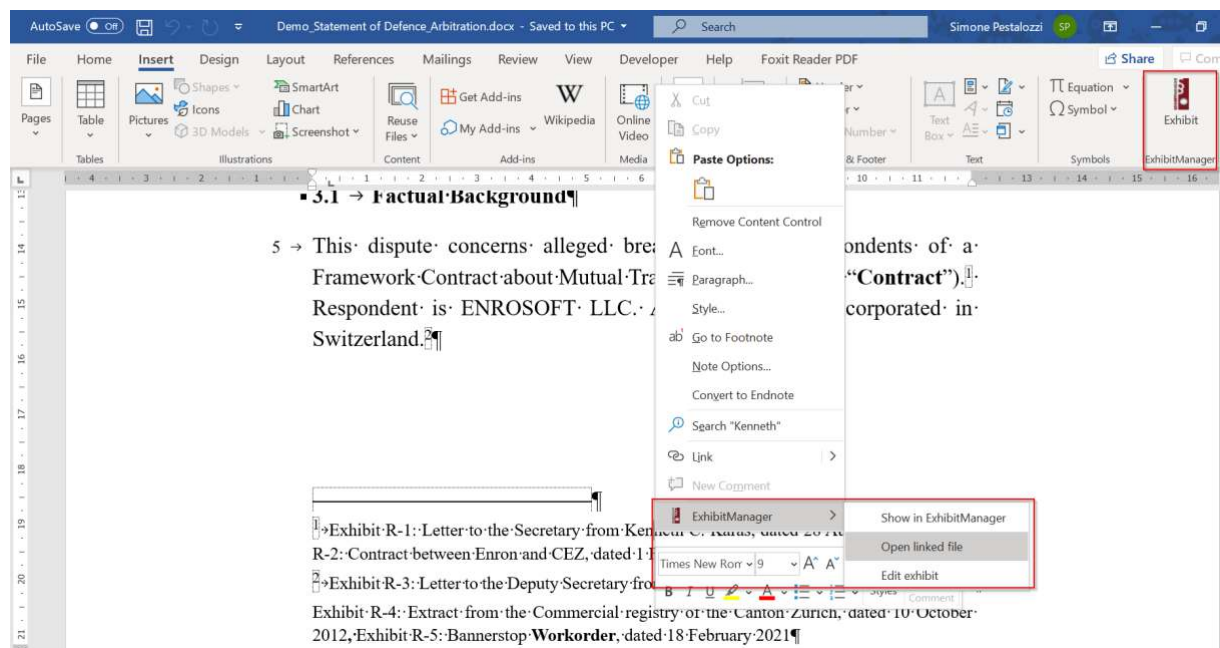
Insert exhibits into your legal submission with uniform and fully customizable styles. Exhibits can be numbered automatically. They may be updated with a single mouse click when their order has changed in your submission, or you may even update exhibit numbers in multiple documents (e.g. submission, witness statements and expert reports).

- Update exhibits in multiple documents at the same time (e.g. Statement of Claim and all witness statements).



Description Screenshot 2: Citation Buttons and Button update exhibit numbers

ExhibitManager integrates seamlessly with Microsoft Word for your benefit: You can easily review exhibits cited in the submission by right-clicking on the exhibit citation. You do no longer need to search for the cited exhibits in your document management system. With ExhibitManager you have all exhibits at your fingertips.

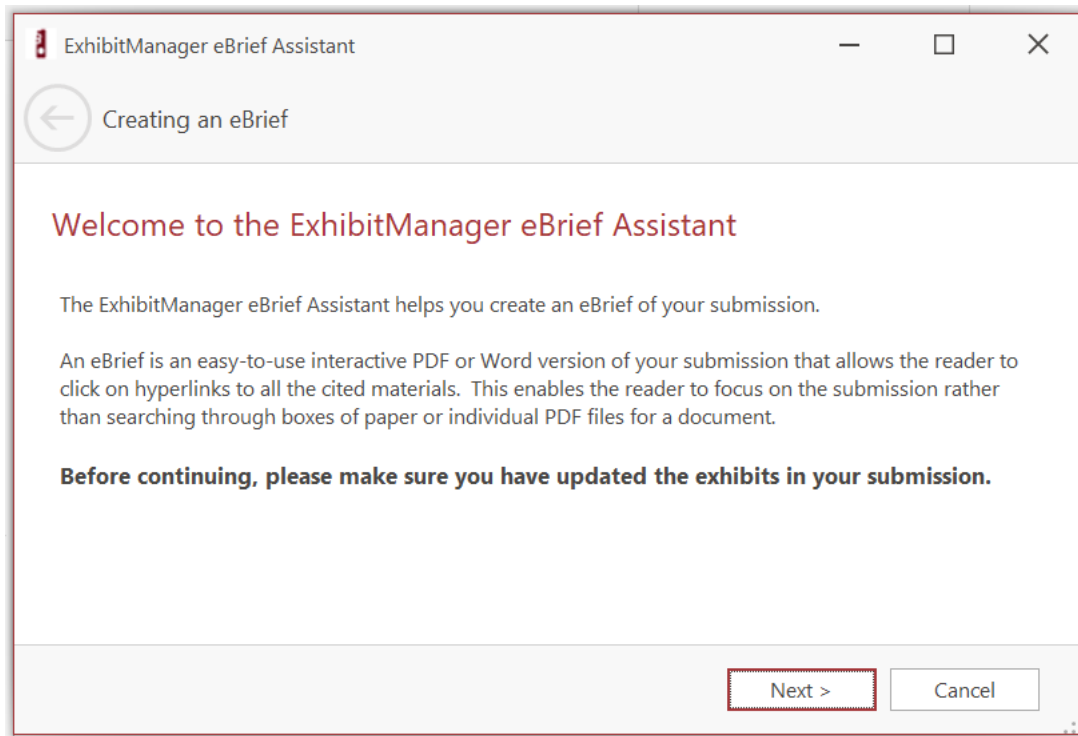


Description Screenshot 3: ExhibitManager offers reviews of exhibits when working in Microsoft Word.

3. Finalize submissions

ExhibitManager supports you in various ways when finalizing your submission:

- **Lists of exhibits** can contain one or more exhibit types (e.g. Claimant's fact exhibits) and be ordered by exhibit number, chronologically or by order of appearance. Creating combined chronological lists of exhibits is now a matter of seconds. No manual work is necessary.
- ExhibitManager creates **bundles** and stamps exhibits automatically. In addition to the exhibit number, stamps may include any additional information such as draft, version etc. All documents in the electronic bundle are named properly. No manual work is necessary.
- ExhibitManager creates **customized trial bundles**. No manual work is necessary.
- Create a **hyperlinked eBrief** (.pdf or .docx format) of your submission with a few mouse clicks. No need for an external service provider. This saves you valuable time and you can do last-minute changes, if necessary.



Description Screenshot 4: eBrief Assistant to create your eBrief within minutes.

For more information, please see the video ["Introduction to ExhibitManager"](#).

System requirements

- **Application Server:** Windows Server 2012 R2 or newer
- **SQL DB:** ExhibitManager is cloud-enabled. It can connect to an Azure SQL Database /MS SQL 2008 or newer Database and use Microsoft SharePoint online or iManage Cloud as a file repository.
- **iManage:** ExhibitManager supports iManage Work as of version 10.2.
- **ExhibitManager Application** Microsoft Windows, , Windows 10 and 11 with .NET Framework
- Office 365, Microsoft Word 2019, 2016/2013/2010 or 2007.
- User authentication: The ExhibitManager Server and ExhibitManager application authenticate the user Through Microsoft Azure AD.